Chlorination system MR 21 RC

- **Capacity: up to 15 kg/h**
- Full vacuum system for maximum safety
- Chlorine wetted parts made of high quality materials for maximum reliability



GENERAL

The MR 21 RC Chlorination System is designed for dosing gas chlorine and with minor alterations also for other gases, working on the indirect vacuum principle.

The **MR 21 RC System consists** of:

- **Two M 20 C** vacuum regulators
- **M 400** automatic vacuum switch-over
- **M 300 C** ejector
- **M 200 C** gas flowmeter

Dosing can be set manually with the rate valve of the regulator. It starts or stops when the ejector pump switches on or off.

OPERATION PRINCIPLE

The MR 21 RC system ensures uninterrupted dosing even when the cylinder is empty or there are several cylinders connected to the collector line. When the cylinders are empty, the Vacuum switchover automatically switches over the vacuum to the regulator that has full cylinders. This way the system functions without interruption. The empty cylinders can be replaced without having to stop the system of water disinfection.

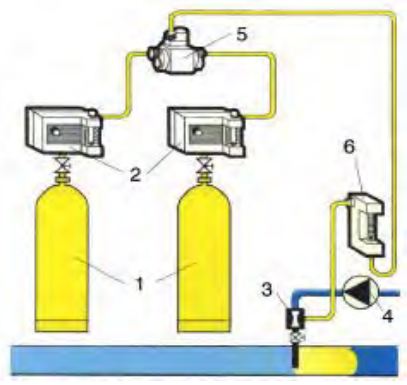

1. Chlorine cylinder
2. Vaccum regulator
3. Ejector
4. Booster pump
5. Switchover module
6. Gas flowmeter

INSTALLATION

It is very simple to mount vacuum regulators. However, installation of the devices must be done by qualified experts taking in consideration all required international standards in order to ensure safe and faultless operation.
An authorized service must overhaul the system once a year.



SYSTEM EXTENTION OPTIONS

The MR 21 RC system can be extended by additional gas flowmeters which have to be installed parallel to the existing one. This way the system can be extended to several dosing points, but in this case a suitable ejector must be added to it. When adding gas flowmeters to the system, it is important not to exceed the capacity of the regulator.

ORDER CODES

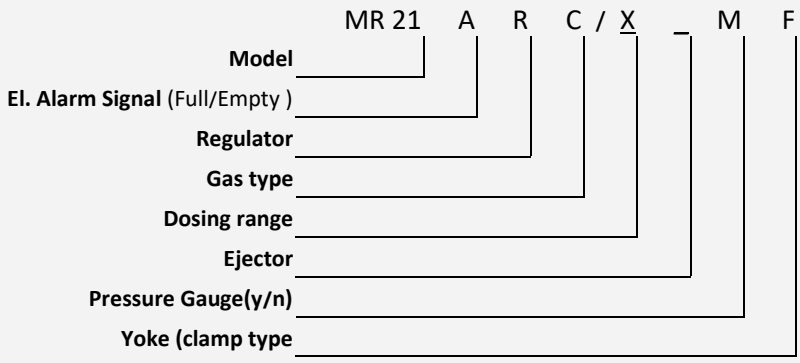

OPTIONS:

- **Alarm:** yes "**A**", without alarm the letter is not written in the code
- **Regulator:** yes "**R**", means system with all general parts
- **Gas type: "C"** - Cl_2, **"CO2"** - CO_2, **"S"** - SO_2, **"N"** - NH_3
- **Dosing range (g/h):**
  - **1** up to 12
  - **2** up to 25
  - **3** up to 100
  - **4** up to 200
  - **5** up to 500
  - **6** up to 1000
  - **7** up to 2000
  - **8** up to 4000
  - **9** up to 10000
  - **15** up to 15000
- **Ejector:** "**B**" - **D.P.T.** : Ejector with PVC valves designed for pool engineering (pressure up to 6 bar)

  "**T**" - **Reinforced ejector**: is used with pressure higher than 6 bar

  "**P**" - **Ejector with conection cock** for dismantling under pressure (up to 3 bar, max 4 kg/h)
- **Pressure gauge:** yes "**M**", without it the letter is not written in the code
- **Yoke:** for clamp type the letter "**F**" is written in the code

TECHNICAL DATA

Accuracy: Within 4% of flow
Operating range: 20 : 1
Weight:
Nett: 15 kg
Gross: 11,2 kg
Packaging dimensions: 600 x 400 x 400mm

Connections

Vacuum (up to 15m):
2 kg/h – d8/d10
4 kg/h – d8/d10
10 kg/h – d12/d16
15 kg/h – d12/d16
For larger vacuum lines, see table:
Chlorine vacuum line size requirements

Connection to the cylinder
1" (complies with DIN 477)

Ejector connection:
See product info for ejectors M 300.