Chlorination system MR 20 RC

- **Capacity: up to 15 kg/h**
- Full vacuum system for maximum safety
- Chlorine wetted parts made of high quality materials for maximum reliability



GENERAL

The MR 20 RC Chlorination System is designed for dosing gas chlorine and with minor alterations also for other gases, working on the indirect vacuum principle.

The **MR 20 RC System consists** of:

- **M 20 C** vacuum regulator
- **M 300 C** ejector
- **M 200 C** gas flowmeter

Dosing can be set manually on the rate valve of the regulator. It starts or stops when the ejector pump switches on or off.

INSTALLATION

It is very simple to mount vacuum regulators. However, installation of the devices must be done by qualified experts taking in consideration all required international standards in order to ensure safe and faultless operation.
An authorized service must overhaul the system once a year.



SYSTEM EXTENSION OPTIONS

Multipoint chlorination system

The MR 20 RC System can be extended by additional gas flowmeters, which have to be installed parallel to the existing one. This way the system can be extended to several dosing points, but in this case suitable ejector must be added to it. When adding gas flowmeters to the system, it is important not to exceed the capacity of the regulator.

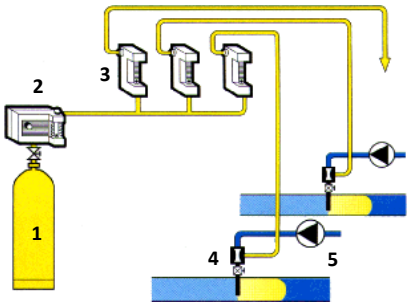

1. Chlorine cylinder
2. Vacuum regulator
3. Gas flowmeter
4. Ejector
5. Booster pump

Semiautomatic dosing system

Where there are several pumps in the water-supply system with known capacities, each pump can be extended by an ejector and a gas flowmeter, and connected parallel to the regulator. Dosing can be blocked through electromagnetic valve. Activation of the electromagnetic valve depends on the known flow changes.

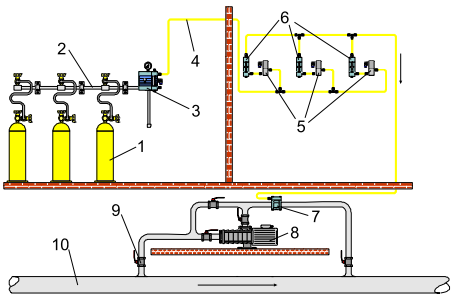

1.Chlorine Cylinder
2.Manifold with Accessories
3.Vacuum Regulator
4.Vacuum Tube
5.Electromagnetic Valve
6.Gas flowmeter
7.Ejector
8.Ejector Pump
9.Valves
10.Tube leading to use

ORDER CODES

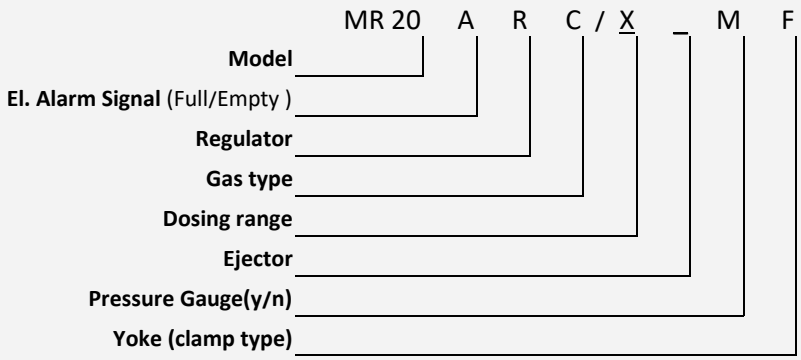

OPTIONS:

- **Alarm:** yes "**A**", without alarm the letter is not written in the code
- **Regulator:** yes "**R**", means system with all general parts
- **Gas type: "C"** - Cl_2, **"CO2"** - CO_2, **"S"** - SO_2, **"N"** - NH_3
- **Dosing range (g/h):**
  - **1** up to 12
  - **2** up to 25
  - **3** up to 100
  - **4** up to 200
  - **5** up to 500
  - **6** up to 1000
  - **7** up to 2000
  - **8** up to 4000
  - **9** up to 10000
  - **15** up to 15000
- **Ejector:** "**B**" - **D.P.T.** : Ejector with PVC valves designed for pool engineering, for pressure up to 6 bar.

  "**T**" - **Reinforced ejector**: is used with pressure higher than 6 bar
  "**P**" - **Ejector with conection cock** for dismantling under pressure

TECHNICAL DATA

Accuracy: Within 4% of flow
Operating range: 20 : 1
Weight:
Nett: 5 kg
Gross: 8,9 kg
Packaging dimensions: 600 x 400 x 400mm

Connections

Vacuum (up to 15m):
2 kg/h – d8/d10
4 kg/h – d8/d10
10 kg/h – d12/d16
15 kg/h – d12/d16
For larger vacuum lines, see table:
Chlorine vacuum line size requirements

Connection to the cylinder
1" (complies with DIN 477)

Ejector connection:
See product info for ejectors M 300.