Chlorination system M 30 RC

- **Capacity: up to 2 kg/h**
- Pressure principle
- For locations with no auxiliary power supply



GENERAL

Chlorination System M 30 RC is designed for direct feed of gaseous chlorine under pressure, e. g. for open swimmingpools and tanks at locations where it is not possible to provide an auxiliary power supply. The capacities of the device vary from 0 - 2000 g/h, functioning on the principle of pressure in the chlorine cylinder with manual feed rate adjustment.

The **M 30 RC System consists** of:

- Pressure regulator
- Diffuser
- Three way valve
- Accessories

OPERATION PRINCIPLE

Chlorine gas under cylinder pressure enters the regulator through the inlet valve, where the pressure is reduced to 1,2 bar. The gas then flows through the rate tube and the rate valve where the desired amount is set. The set amount of chlorine gas goes through the chlorine pipe and three way valve to the diffuser, where it is mixed with water. The diffuser is equipped with check valve to prevent the water entering the system.

INSTALLATION

System of pressure regulators M 30 RC is equipped with a pressure reducing valve which prevents the chlorine gas to enter under high pressure. The pressure is reduced to a 1,2 bar maximum. Exhaust should be made so that the remainig chlorine gas in the pipline is neutralised. The diffuser should be mounted at least 1,2 m below water level and maximum of 7m - the higher the feed rate the greater should be the depth. Because of the influences of temperature and quality of the media, bubbles and other factors, always choose the deepest point to insure best possible absorption.

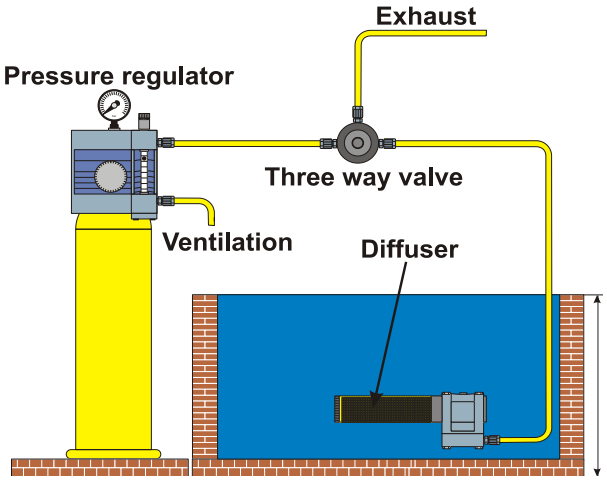

Example of pressure regulator installation



Diffuser with 2 stones



Three way valve

ORDER CODES

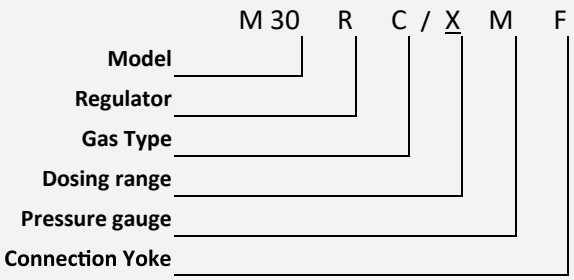

OPTIONS:
- **Regulator:** yes "**R**", means system with all general parts
- **Gas type: "C"** - Cl_2, **"CO2"** - CO_2, **"S"** - SO_2, **"N"** - NH_3
- **Dosing range (g/h):**
  - **1** up to 12
  - **2** up to 25
  - **3** up to 100
  - **4** up to 200
  - **5** up to 500
  - **6** up to 1000
  - **7** up to 2000
- **Pressure gauge: by default—**yes"**M**", without it the letter is not written in the code
- **Yoke -** standard nut; for clamp type the letter ''**F**'' is written in the code

TECHNICAL DATA

Accuracy: Within 4% of flow
Operating range : 20 : 1
System Weight: 5,1 kg
System Dimmensions: 500 x 250 x 280m

Connections

Connection to the cylinder:
1" (complies with DIN 477)
Other connections on request!